



# The Banker / BrandFinance® Banking 500 2013

Rank 2013	Rank 2012		Domicile	Brand Value 2013 (USD)	Brand Rating 2013	Brand Value 2012 (USD)	Brand Rating 2012
1	2	Wells Fargo	UNITED STATES	\$26.04 bn	AA+	\$23.23 bn	AA+
2	5	Chase	UNITED STATES	\$23.41 bn	AAA-	\$18.96 bn	AA+
3	1	HSBC	UNITED KINGDOM	\$22.86 bn	AAA-	\$27.6 bn	AAA
4	3*	Bank of America	UNITED STATES	\$22.4 bn	AA+	\$19.54 bn	AA+
5	6	Citi	UNITED STATES	\$21.68 bn	AA+	\$18.64 bn	AA+
6	4	Santander	SPAIN	\$20.12 bn	AAA-	\$19.97 bn	AAA-
7	11	ICBC	CHINA	\$19.82 bn	AA+	\$15.16 bn	AA+
8	7	American Express	UNITED STATES	\$19 bn	AAA-	\$18.23 bn	AAA-
9	8	BNP Paribas	FRANCE	\$18.57 bn	AAA-	\$16.81 bn	AA+
10	10	China Construction Bank	CHINA	\$16.95 bn	AA	\$15.46 bn	AA
11	18	Agricultural Bank of China	CHINA	\$15.97 bn	AA-	\$9.93 bn	A+
12	14	Deutsche Bank	GERMANY	\$14.57 bn	AAA-	\$12.91 bn	AA+
13	17	Sberbank	RUSSIA	\$14.16 bn	AA+	\$10.77 bn	AA+
14	15	Bank of China	CHINA	\$14.15 bn	AA+	\$12.86 bn	AA-
15	16	J.P. Morgan	UNITED STATES	\$13.78 bn	AA+	\$11.6 bn	AA+
16	9	Bradesco	BRAZIL	\$13.61 bn	AAA-	\$15.69 bn	AAA-
17	12	Barclays	UNITED KINGDOM	\$13.44 bn	AA	\$13.55 bn	AA+
18	13	Itaú	BRAZIL	\$12.44 bn	AA+	\$13.17 bn	AA
19	23	Bank of Tokyo-Mitsubishi UFJ	JAPAN	\$11.6 bn	AA	\$8.31 bn	AA-
20	21	TD	CANADA	\$10.4 bn	AAA	\$8.5 bn	AA-
21	20	RBC	CANADA	\$10.28 bn	AAA-	\$8.65 bn	AA+
22	26	Banco do Brasil	BRAZIL	\$9.88 bn	AAA-	\$7.26 bn	AA
23	22	Credit Suisse	SWITZERLAND	\$9.82 bn	AA+	\$8.37 bn	AA+
24	27	BBVA	SPAIN	\$8.33 bn	AA	\$7.2 bn	AA-
25	28	Visa	UNITED STATES	\$7.56 bn	AAA-	\$7.09 bn	AAA-
26	29	Morgan Stanley	UNITED STATES	\$7.55 bn	AA	\$6.35 bn	AA
27	36	Capital One	UNITED STATES	\$7.46 bn	AA	\$4.95 bn	AA
28	19	Goldman Sachs	UNITED STATES	\$7.42 bn	AAA-	\$9.33 bn	AA+
29	25	Rabobank	NETHERLANDS	\$7.41 bn	AA+	\$7.33 bn	AA+
30	30	UBS	SWITZERLAND	\$7.29 bn	AA-	\$5.94 bn	AA
31	38	Société Générale	FRANCE	\$7.25 bn	AA-	\$4.73 bn	A+
32	31	Scotiabank	CANADA	\$7.04 bn	AA+	\$5.72 bn	AA
33	24	Standard Chartered	UNITED KINGDOM	\$7.02 bn	AA+	\$7.62 bn	AAA-
34	34	Nordea	SWEDEN	\$6.54 bn	AA+	\$5.25 bn	AA
35	41	U.S. Bancorp	UNITED STATES	\$6.5 bn	AA+	\$4.51 bn	AA-
36	33	Bank of Montreal	CANADA	\$6.49 bn	AA	\$5.36 bn	AA-
37	*	ING	NETHERLANDS	\$6.11 bn	AA-	\$6.2 bn	AA-
38	39	State Bank of India	INDIA	\$5.99 bn	AA+	\$4.69 bn	AA+
39	50	ANZ	AUSTRALIA	\$5.83 bn	AA+	\$3.38 bn	AA+
40	32	Bank of Communications	CHINA	\$5.8 bn	AA	\$5.63 bn	AA-
41	48	Sumitomo Mitsui Financial Group	JAPAN	\$5.48 bn	AA-	\$3.85 bn	AA-
42	35	Mastercard	UNITED STATES	\$5.42 bn	AA+	\$5.18 bn	AA+
43	45	RBS	UNITED KINGDOM	\$5.42 bn	AA-	\$4.06 bn	A+
44	42	Commonwealth Bank of Australia	AUSTRALIA	\$5.3 bn	AA+	\$4.24 bn	AA+
45	43	nab	AUSTRALIA	\$4.98 bn	AA+	\$4.16 bn	AA
46	44	UniCredit	ITALY	\$4.93 bn	AA	\$4.14 bn	A+
47	40	CIBC	CANADA	\$4.81 bn	AA	\$4.56 bn	AA-
48	51	Mizuho Financial Group	JAPAN	\$4.71 bn	AA-	\$3.38 bn	AA-
49	47	China Merchants Bank	CHINA	\$4.59 bn	AA	\$3.98 bn	AA-
50	37	PNC	UNITED STATES	\$4.57 bn	AA	\$4.85 bn	AA


# The Banker / BrandFinance® Banking 500 2013

Rank 2013	Rank 2012		Domicile	Brand Value 2013 (USD)	Brand Rating 2013	Brand Value 2012 (USD)	Brand Rating 2012
51	57	Shinhan Financial Group	SOUTH KOREA	\$4.18 bn	AA-	\$2.75 bn	AA-
52	46	BNY Mellon	UNITED STATES	\$4.14 bn	AA	\$4.03 bn	AA-
53	49	Westpac	AUSTRALIA	\$4.11 bn	AA+	\$3.57 bn	AA
54	56	Danske Bank	DENMARK	\$3.95 bn	AA	\$2.79 bn	AA-
55	*	Merrill Lynch	UNITED STATES	\$3.7 bn	AA-	\$3.39 bn	AA
56	52	DZ Bank	GERMANY	\$3.7 bn	A	\$3.33 bn	A
57	55	Nomura	JAPAN	\$3.52 bn	AA-	\$2.84 bn	AA-
58	67	DBS	SINGAPORE	\$3.48 bn	AA	\$2.32 bn	AA
59	*	ABN AMRO	NETHERLANDS	\$3.44 bn	AA-	\$3.8 bn	AA-
60	58	Lloyds TSB	UNITED KINGDOM	\$3.22 bn	AA	\$2.7 bn	AA-
61	54	Crédit Agricole	FRANCE	\$3.15 bn	AA+	\$2.84 bn	AA-
62	74	China Minsheng Bank	CHINA	\$2.98 bn	AA-	\$2.11 bn	A+
63	64	DNB	NORWAY	\$2.94 bn	AA-	\$2.4 bn	AA-
64	59	BB&T	UNITED STATES	\$2.83 bn	AA+	\$2.62 bn	AA+
65	76	KB Financial Group	SOUTH KOREA	\$2.76 bn	AA-	\$2.06 bn	AA-
66	113	Discover	UNITED STATES	\$2.74 bn	AA-	\$1.29 bn	A+
67	63	Blackrock	UNITED STATES	\$2.73 bn	AA-	\$2.43 bn	AA-
68	66	Commerzbank	GERMANY	\$2.69 bn	AAA-	\$2.33 bn	AA-
69	69	China CITIC Bank	CHINA	\$2.66 bn	A+	\$2.29 bn	A+
70	60	State Street	UNITED STATES	\$2.63 bn	AA+	\$2.52 bn	AA
71	83	HypoVereinsbank	ITALY	\$2.61 bn	AA-	\$1.82 bn	A+
72	68	Ameriprise Financial	UNITED STATES	\$2.56 bn	AA	\$2.31 bn	AA
73	80	Svenska Handelsbanken	SWEDEN	\$2.5 bn	AA	\$1.9 bn	AA-
74	84	KBC	BELGIUM	\$2.48 bn	AA-	\$1.82 bn	AA-
75	61	Erste Group	AUSTRIA	\$2.4 bn	AA	\$2.48 bn	AA-
76	62	Shanghai Pudong Development Bank	CHINA	\$2.4 bn	A+	\$2.45 bn	AA-
77	389	Woori Financial Group	SOUTH KOREA	\$2.38 bn	A+	\$0.18 bn	A+
78	75	Halifax	UNITED KINGDOM	\$2.37 bn	AA	\$2.07 bn	AA
79	72	SunTrust Banks	UNITED STATES	\$2.36 bn	AA-	\$2.17 bn	AA-
80	87	VTB Bank	RUSSIA	\$2.34 bn	A+	\$1.8 bn	A+
81	78	Crédit Mutuel	FRANCE	\$2.31 bn	A	\$1.95 bn	A-
82	92	SEB	SWEDEN	\$2.3 bn	AA+	\$1.66 bn	AA-
83	79	Macquarie	AUSTRALIA	\$2.27 bn	AA	\$1.91 bn	AA
84	88	NatWest	UNITED KINGDOM	\$2.2 bn	AA+	\$1.8 bn	AA
85	81	Raiffeisen Bank	AUSTRIA	\$2.13 bn	AA-	\$1.88 bn	A+
86	96	Akbank	TURKEY	\$2.12 bn	AAA-	\$1.58 bn	AAA-
87	94	UOB	SINGAPORE	\$2.12 bn	AA	\$1.64 bn	AA-
88	97	Industrial Bank Co.	CHINA	\$2.08 bn	A	\$1.57 bn	A
89	98	Is Bank	TURKEY	\$2.06 bn	AA+	\$1.57 bn	AA
90	91	Franklin Templeton Investments	UNITED STATES	\$2 bn	AA	\$1.76 bn	AA-
91	103	Swedbank	SWEDEN	\$2 bn	AA	\$1.47 bn	A+
92	90	Deutsche Postbank	GERMANY	\$1.97 bn	AA-	\$1.77 bn	A+
93	82	CIMB	MALAYSIA	\$1.9 bn	AAA-	\$1.84 bn	AAA-
94	86	Bank of Scotland	UNITED KINGDOM	\$1.88 bn	A+	\$1.8 bn	A
95	105	Natixis	FRANCE	\$1.87 bn	AA-	\$1.43 bn	A+
96	120	LCL	FRANCE	\$1.86 bn	AA	\$1.15 bn	A+
97	93	National Bank of Canada	CANADA	\$1.85 bn	A+	\$1.66 bn	A+
98	65	Hang Seng Bank	HONG KONG	\$1.84 bn	AA	\$2.33 bn	AA
99	102	ICICI Bank	INDIA	\$1.82 bn	AA	\$1.5 bn	AA
100	95	Fifth Third Bank	UNITED STATES	\$1.82 bn	AA	\$1.61 bn	AA


# The Banker / BrandFinance® Banking 500 2013

Rank 2013	Rank 2012		Domicile	Brand Value 2013 (USD)	Brand Rating 2013	Brand Value 2012 (USD)	Brand Rating 2012
101	125	Shenzhen Development Bank	CHINA	\$1.76 bn	A-	\$1.1 bn	A
102	108	OCBC Bank	SINGAPORE	\$1.72 bn	AA	\$1.37 bn	AA
103	73	Standard Bank	SOUTH AFRICA	\$1.71 bn	AA+	\$2.17 bn	AA+
104	190	Bank of Moscow	RUSSIA	\$1.7 bn	A	\$0.55 bn	A+
105	100	China Everbright Bank	CHINA	\$1.67 bn	A	\$1.56 bn	A
106	106	Intesa Sanpaolo	ITALY	\$1.66 bn	AA+	\$1.43 bn	AA
107	85	Charles Schwab	UNITED STATES	\$1.65 bn	AA+	\$1.81 bn	AA
108	101	St.George	AUSTRALIA	\$1.6 bn	AA+	\$1.54 bn	AA
109	77	Crédit Industriel et Commercial	FRANCE	\$1.58 bn	A	\$1.99 bn	A+
110	104	Garanti	TURKEY	\$1.58 bn	AAA-	\$1.43 bn	AAA-
111	99	Maybank	MALAYSIA	\$1.56 bn	AA-	\$1.57 bn	AA-
112	135	CaixaBank	SPAIN	\$1.55 bn	A+	\$1 bn	AA-
113	141	Crédit du Nord	FRANCE	\$1.51 bn	AA-	\$0.93 bn	A
114		Desjardins	CANADA	\$1.5 bn	AA+		
115	89	ABSA	SOUTH AFRICA	\$1.49 bn	AA	\$1.8 bn	AA
116	109	Hana Financial Group	SOUTH KOREA	\$1.45 bn	AA-	\$1.36 bn	A+
117	117	Invesco	UNITED STATES	\$1.41 bn	AA	\$1.22 bn	AA-
118	119	Scottish Widows	UNITED KINGDOM	\$1.35 bn	AA	\$1.16 bn	A+
119	126	Nedbank	SOUTH AFRICA	\$1.31 bn	AA	\$1.09 bn	AA-
120	114	QNB	QATAR	\$1.31 bn	AA	\$1.26 bn	AA+
121	107	Blackstone	UNITED STATES	\$1.3 bn	AA-	\$1.4 bn	AA
122	71*	Banamex	UNITED STATES	\$1.29 bn	AA+	\$1.04 bn	AA
123	*	Bank Mandiri	INDONESIA	\$1.25 bn	AA-	\$0.69 bn	A
124	112	PKO Bank Polski	POLAND	\$1.25 bn	AA-	\$1.29 bn	AA
125	140	Raymond James	UNITED STATES	\$1.23 bn	AA	\$0.94 bn	AA-
126	*	HDFC Bank	INDIA	\$1.23 bn	AA	\$1.02 bn	AA
127	116	Al-Rajhi Bank	SAUDI ARABIA	\$1.19 bn	AA-	\$1.24 bn	AA+
128	124	KeyBank	UNITED STATES	\$1.19 bn	AA-	\$1.13 bn	A+
129	132	Banca IMI	ITALY	\$1.17 bn	AA-	\$1.03 bn	AA-
130	110	DekaBank	GERMANY	\$1.16 bn	A+	\$1.32 bn	AA-
131	127	Hua Xia Bank	CHINA	\$1.15 bn	A	\$1.09 bn	A+
132		Eurazeo	FRANCE	\$1.14 bn	A		
133	129	First National Bank	SOUTH AFRICA	\$1.14 bn	AAA-	\$1.08 bn	AAA-
134	136	Bank Austria	ITALY	\$1.12 bn	AA-	\$1 bn	A+
135	123	Yapi Kredi	TURKEY	\$1.12 bn	AA-	\$1.14 bn	AA-
136	147	Chuo Mitsui	JAPAN	\$1.11 bn	A	\$0.86 bn	A
137	115	Public Bank	MALAYSIA	\$1.07 bn	AA	\$1.26 bn	AAA-
138	134	M&T Bank	UNITED STATES	\$1.07 bn	AA	\$1.01 bn	AA-
139	145	Halkbank	TURKEY	\$1.06 bn	AA	\$0.86 bn	AA
140	171*	UBI Banca	ITALY	\$1.06 bn	AA-	\$0.93 bn	A+
141	133	Julius Bär	SWITZERLAND	\$1.05 bn	AA+	\$1.03 bn	AA+
142	153	Samsung Card	SOUTH KOREA	\$1.04 bn	A	\$0.8 bn	A
143	137	Kasikornbank	THAILAND	\$1.04 bn	AA-	\$1 bn	AA-
144	121	Northern Trust	UNITED STATES	\$1.03 bn	AA	\$1.15 bn	AA+
145	148	T. Rowe Price	UNITED STATES	\$1.03 bn	AA-	\$0.84 bn	A+
146	118	National Bank of Abu Dhabi	UAE	\$0.99 bn	AA-	\$1.21 bn	AA+
147	180	Banorte	MEXICO	\$0.99 bn	AA	\$0.61 bn	A+
148	143	Resona Bank	JAPAN	\$0.98 bn	A+	\$0.92 bn	A+
149	131	Emirates NBD	UAE	\$0.97 bn	AA+	\$1.04 bn	AA
150	138	Grupo Bancolombia	COLOMBIA	\$0.97 bn	AA	\$0.95 bn	AA


# The Banker / BrandFinance® Banking 500 2013

Rank 2013	Rank 2012		Domicile	Brand Value 2013 (USD)	Brand Rating 2013	Brand Value 2012 (USD)	Brand Rating 2012
151	179	ORIX	JAPAN	\$0.95 bn	AA-	\$0.61 bn	A+
152	122	Regions Financial Corporation	UNITED STATES	\$0.94 bn	AA-	\$1.14 bn	A+
153	128	Bank Rakyat Indonesia	INDONESIA	\$0.94 bn	AA-	\$1.08 bn	AA
154	150	Monte dei Paschi di Siena	ITALY	\$0.91 bn	AA	\$0.83 bn	A+
155	149	Banca Nazionale del Lavoro	FRANCE	\$0.91 bn	AA-	\$0.83 bn	A+
156	182	Credit Saison	JAPAN	\$0.89 bn	A+	\$0.6 bn	A
157	144	Zürcher Kantonalbank	SWITZERLAND	\$0.88 bn	A	\$0.87 bn	AA-
158	163	BCA	INDONESIA	\$0.86 bn	A+	\$0.69 bn	AA-
159	156	VakıfBank	TURKEY	\$0.83 bn	AA-	\$0.74 bn	AA-
160	151	NORD/LB	GERMANY	\$0.82 bn	A	\$0.82 bn	AA-
161	184	Siam Commercial Bank	THAILAND	\$0.82 bn	AA-	\$0.59 bn	AA-
162	154	Cheltenham & Gloucester	UNITED KINGDOM	\$0.82 bn	AA-	\$0.8 bn	AA-
163	164	Sallie Mae	UNITED STATES	\$0.81 bn	AA-	\$0.69 bn	A+
164	158	LPL Financial	UNITED STATES	\$0.8 bn	A	\$0.71 bn	A
165	160	Banco Popolare	ITALY	\$0.8 bn	AA-	\$0.71 bn	A
166	146	Bank Pekao	POLAND	\$0.79 bn	A+	\$0.86 bn	A+
167	152	Bank Hapoalim	ISRAEL	\$0.79 bn	AA-	\$0.81 bn	AA-
168		Nationstar Mortgage	UNITED STATES	\$0.78 bn	A		
169	70	KKR	UNITED STATES	\$0.78 bn	A	\$2.29 bn	A+
170	159	First Gulf Bank	UAE	\$0.78 bn	AA+	\$0.71 bn	AA+
171	161	Daiwa Securities Group	JAPAN	\$0.76 bn	A	\$0.7 bn	A
172	174	Bank Negara Indonesia	INDONESIA	\$0.75 bn	AA-	\$0.63 bn	A+
173	175	OTP Bank	HUNGARY	\$0.75 bn	AA	\$0.63 bn	AA
174	216	Kuwait Finance House	KUWAIT	\$0.75 bn	A	\$0.45 bn	A+
175	168	Axis Bank	INDIA	\$0.74 bn	AA	\$0.66 bn	AA
176	165	Bank of Beijing	CHINA	\$0.74 bn	A+	\$0.68 bn	AA-
177	199	Sabadell	SPAIN	\$0.74 bn	AA-	\$0.5 bn	AA
178	173	Banco de Chile	CHILE	\$0.73 bn	A+	\$0.63 bn	AA-
179	167	Banco Popular Español	SPAIN	\$0.73 bn	AA	\$0.67 bn	AA-
180		KDB Financial Group	SOUTH KOREA	\$0.72 bn	A-		
181		Chinatrust	TAIWAN	\$0.72 bn	AA-		
182	176	Korea Exchange Bank	SOUTH KOREA	\$0.71 bn	A+	\$0.62 bn	A
183	111	Onex	CANADA	\$0.7 bn	A-	\$1.3 bn	A
184	178	Bank Leumi	ISRAEL	\$0.69 bn	A+	\$0.61 bn	A+
185	130*	Investec	UNITED KINGDOM	\$0.68 bn	AA-	\$0.64 bn	A+
186		Taishin Financial Holdings	TAIWAN	\$0.67 bn	AA-		
187	189	Huntington	UNITED STATES	\$0.67 bn	AA-	\$0.56 bn	A+
188	142	Industrial Bank of Korea	SOUTH KOREA	\$0.67 bn	A+	\$0.92 bn	A+
189	170	Punjab National Bank	INDIA	\$0.65 bn	A+	\$0.64 bn	A
190	188	Legg Mason	UNITED STATES	\$0.65 bn	A+	\$0.56 bn	A+
191	207	Æon Credit Service	JAPAN	\$0.65 bn	A+	\$0.48 bn	A
192	183	W&W	GERMANY	\$0.63 bn	BBB	\$0.6 bn	A
193	157	Landesbank Berlin	GERMANY	\$0.6 bn	A	\$0.71 bn	A+
194	206	Banca CR Firenze	ITALY	\$0.6 bn	AA	\$0.48 bn	AA-
195	181	Bank Ireland	IRELAND	\$0.59 bn	AA-	\$0.61 bn	AA-
196	169	NBK Capital	KUWAIT	\$0.59 bn	AA	\$0.64 bn	AA+
197	185	Helaba Landesbank Hessen-Thüringen	GERMANY	\$0.59 bn	A	\$0.59 bn	A
198	139	CITIC Securities	CHINA	\$0.58 bn	AA-	\$0.95 bn	AA-
199		Allied Irish Banks	IRELAND	\$0.58 bn	AA-		
200	201	Banca Popolare dell'Emilia Romagna	ITALY	\$0.58 bn	A+	\$0.5 bn	A

# The Banker / BrandFinance® Banking 500 2013

Rank 2013	Rank 2012		Domicile	Brand Value 2013 (USD)	Brand Rating 2013	Brand Value 2012 (USD)	Brand Rating 2012
201	192	Comerica	UNITED STATES	\$0.58 bn	AA-	\$0.54 bn	AA-
202	205	Caixa Geral de Depósitos	PORTUGAL	\$0.58 bn	AA-	\$0.48 bn	A+
203	226	Citizens	UNITED KINGDOM	\$0.58 bn	AA+	\$0.41 bn	A+
204	209	Banco de Bogotá	COLOMBIA	\$0.57 bn	A+	\$0.48 bn	AA-
205	186	MLC	AUSTRALIA	\$0.57 bn	AA-	\$0.57 bn	A+
206	166	Bank Of Baroda	INDIA	\$0.57 bn	A+	\$0.67 bn	AA
207	197	RHB Bank	MALAYSIA	\$0.57 bn	AA-	\$0.51 bn	A+
208		BTG Pactual	BRAZIL	\$0.57 bn	AA		
209	239	Bank of Ayudhya	THAILAND	\$0.57 bn	A+	\$0.39 bn	A+
210	225	Shinsei Bank	JAPAN	\$0.57 bn	A+	\$0.41 bn	A
211	155	Samba Financial Group	SAUDI ARABIA	\$0.57 bn	AA-	\$0.74 bn	AA-
212	200	CR del Veneto	ITALY	\$0.57 bn	A+	\$0.5 bn	A+
213		Hong Leong Financial	MALAYSIA	\$0.56 bn	A+		
214	248	HDFC	INDIA	\$0.56 bn	A+	\$0.35 bn	AA-
215	198	AmBank	MALAYSIA	\$0.56 bn	AA-	\$0.51 bn	AA-
216	202	Eurohypo	GERMANY	\$0.55 bn	AA	\$0.49 bn	A+
217	237	Charter One	UNITED KINGDOM	\$0.55 bn	AA	\$0.39 bn	A+
218	195	Ulster Bank	UNITED KINGDOM	\$0.55 bn	AA+	\$0.52 bn	AA
219	222	Davivienda	COLOMBIA	\$0.54 bn	A+	\$0.42 bn	A
220	193	Colonial First State	AUSTRALIA	\$0.53 bn	AA	\$0.54 bn	AA-
221	172	Riyad Bank	SAUDI ARABIA	\$0.53 bn	A+	\$0.63 bn	AA
222	220	Bankwest	AUSTRALIA	\$0.53 bn	AA-	\$0.42 bn	AA-
223	191	Lazard	BERMUDA	\$0.52 bn	AA-	\$0.55 bn	A+
224	203	Mediobanca	ITALY	\$0.52 bn	A+	\$0.49 bn	A
225	215	Bangkok Bank	THAILAND	\$0.51 bn	A+	\$0.45 bn	AA-
226	240	Bank Danamon	INDONESIA	\$0.51 bn	AA-	\$0.39 bn	A+
227	223	BCV	SWITZERLAND	\$0.5 bn	AA-	\$0.42 bn	AA-
228	210	Schroders	UNITED KINGDOM	\$0.5 bn	AA+	\$0.47 bn	AA+
229	235	Bank Zachodni WBK	POLAND	\$0.5 bn	AA-	\$0.39 bn	A+
230		Redecard	BRAZIL	\$0.5 bn	AA-		
231	228	Chiba Bank	JAPAN	\$0.5 bn	A+	\$0.41 bn	A+
232	261	Jefferies	UNITED STATES	\$0.49 bn	AA-	\$0.32 bn	AA-
233	306	Inbursa	MEXICO	\$0.48 bn	A+	\$0.24 bn	A+
234	196	Abu Dhabi Commercial Bank	UAE	\$0.48 bn	A+	\$0.51 bn	A+
235	243	Banco di Napoli	ITALY	\$0.48 bn	AA-	\$0.38 bn	A+
236	217	CIT	UNITED STATES	\$0.46 bn	AA	\$0.44 bn	A+
237	321	Espirito Santo Financial Group	LUXEMBOURG	\$0.46 bn	A	\$0.23 bn	A-
238	258	Banca Popolare di Milano	ITALY	\$0.46 bn	A+	\$0.33 bn	A+
239		The Carlyle Group	UNITED STATES	\$0.45 bn	A-		
240	230	Krung Thai Bank	THAILAND	\$0.45 bn	A+	\$0.4 bn	A+
241	294	Rosbank	RUSSIA	\$0.45 bn	A	\$0.26 bn	A
242	234	Kotak Mahindra Bank	INDIA	\$0.44 bn	AA	\$0.39 bn	A
243	251	Banrisul	BRAZIL	\$0.44 bn	A+	\$0.35 bn	A+
244	356	Virgin Money	UNITED KINGDOM	\$0.44 bn	A+	\$0.2 bn	A
245	212	Banesto	SPAIN	\$0.44 bn	AA	\$0.47 bn	A+
246	249	National Bank of Greece	GREECE	\$0.43 bn	AA-	\$0.35 bn	AA-
247	194	Nykredit	DENMARK	\$0.43 bn	A	\$0.53 bn	A+
248	211	Bank of East Asia	HONG KONG	\$0.43 bn	AA-	\$0.47 bn	AA-
249	218	Banco Espírito Santo	PORTUGAL	\$0.42 bn	AA	\$0.44 bn	AA-
250	204	Israel Discount Bank	ISRAEL	\$0.42 bn	A+	\$0.49 bn	A+

# The Banker / BrandFinance® Banking 500 2013


Rank 2013	Rank 2012		Domicile	Brand Value 2013 (USD)	Brand Rating 2013	Brand Value 2012 (USD)	Brand Rating 2012
251	260	Chongqing Rural	CHINA	\$0.41 bn	A+	\$0.33 bn	A
252	236	Jyske Bank	DENMARK	\$0.41 bn	A+	\$0.39 bn	A+
253	264	African Bank	SOUTH AFRICA	\$0.41 bn	AA	\$0.32 bn	AA-
254		Banco De Credito E Inversiones	CHILE	\$0.41 bn	AA-		
255	241	Bank of Yokohama	JAPAN	\$0.4 bn	A+	\$0.39 bn	A+
256	247	Banco Comercial Português	PORTUGAL	\$0.4 bn	AA	\$0.36 bn	A+
257	221	Bankinter	SPAIN	\$0.39 bn	AA-	\$0.42 bn	AA-
258	252	Bank of India	INDIA	\$0.38 bn	A+	\$0.34 bn	A
259	292	Samsung Securities	SOUTH KOREA	\$0.38 bn	A+	\$0.26 bn	A
260	250	Bank of the West	FRANCE	\$0.38 bn	AA-	\$0.35 bn	A+
261	267	First Citizens	UNITED STATES	\$0.38 bn	AA-	\$0.31 bn	AA-
262	214	Shizuoka Bank	JAPAN	\$0.38 bn	A+	\$0.46 bn	AA
263	177	E*TRADE	UNITED STATES	\$0.38 bn	AA	\$0.62 bn	AA-
264	245	Investors Group	CANADA	\$0.38 bn	A+	\$0.36 bn	A+
265	187	Man Group	UNITED KINGDOM	\$0.37 bn	AA-	\$0.57 bn	A+
266	233	Stifel Financial	UNITED STATES	\$0.37 bn	A+	\$0.4 bn	A
267	277	Guoco Group	HONG KONG	\$0.37 bn	AA-	\$0.29 bn	A
268	265	Close Brothers Group	UNITED KINGDOM	\$0.36 bn	AA	\$0.32 bn	AA-
269		Wesbank	SOUTH AFRICA	\$0.36 bn	AA-		
270		CLSA	FRANCE	\$0.36 bn	AA		
271	242	Komerční banka	CZECH	\$0.36 bn	A+	\$0.39 bn	A+
272	263	Bank of Ningbo	CHINA	\$0.36 bn	A	\$0.32 bn	A+
273	208	Banque Saudi Fransi	SAUDI ARABIA	\$0.36 bn	A+	\$0.48 bn	AA-
274	232	BOK Financial Corporation	UNITED STATES	\$0.35 bn	AA-	\$0.4 bn	AA-
275	438	Coface	FRANCE	\$0.35 bn	AA-	\$0.16 bn	A
276	213	ICAP	UNITED KINGDOM	\$0.35 bn	AA-	\$0.46 bn	A+
277	219	Haitong Securities	CHINA	\$0.35 bn	A	\$0.42 bn	A
278	284	Huatai Securities	CHINA	\$0.35 bn	A	\$0.28 bn	A
279		Paris Orleans	FRANCE	\$0.35 bn	A+		
280	338	Caixa Catalunya	SPAIN	\$0.35 bn	A	\$0.22 bn	A
281	270	Bank of New Zealand	AUSTRALIA	\$0.35 bn	AA	\$0.31 bn	AA-
282	281	ASB Bank	AUSTRALIA	\$0.35 bn	AA-	\$0.28 bn	AA-
283	279	Waddell & Reed	UNITED STATES	\$0.34 bn	AA-	\$0.28 bn	AA-
284	427	SpareBank 1 SR-Bank	NORWAY	\$0.34 bn	A	\$0.16 bn	A
285	257	TCF	UNITED STATES	\$0.34 bn	AA-	\$0.33 bn	AA
286	312	Capitec Bank	SOUTH AFRICA	\$0.34 bn	AA-	\$0.24 bn	A
287	227	Arab National Bank	SAUDI ARABIA	\$0.34 bn	A+	\$0.41 bn	AA-
288	256	Vontobel	SWITZERLAND	\$0.33 bn	AA-	\$0.34 bn	A+
289		EFL	FRANCE	\$0.33 bn	AA		
290	254	BRE Bank	POLAND	\$0.33 bn	A	\$0.34 bn	A
291		Pohjola Bank	FINLAND	\$0.33 bn	AA-		
292	259	Canara Bank	INDIA	\$0.33 bn	AA-	\$0.33 bn	A
293	229	SABB	SAUDI ARABIA	\$0.33 bn	A+	\$0.41 bn	AA-
294		EUROFACTOR	FRANCE	\$0.33 bn	AA		
295	244	Finansbank	TURKEY	\$0.33 bn	A+	\$0.37 bn	A+
296	276	BT Financial Group	AUSTRALIA	\$0.32 bn	AA+	\$0.29 bn	A+
297	296	Marshall & Ilsley	UNITED STATES	\$0.32 bn	A	\$0.26 bn	A
298		Finaref	FRANCE	\$0.32 bn	AA		
299	290	Laurentian Bank	CANADA	\$0.32 bn	AA-	\$0.26 bn	A+
300		Suncorp	AUSTRALIA	\$0.32 bn	AA-		



# The Banker / BrandFinance® Banking 500 2013


Rank 2013	Rank 2012		Domicile	Brand Value 2013 (USD)	Brand Rating 2013	Brand Value 2012 (USD)	Brand Rating 2012
301	275	Coutts	UNITED KINGDOM	\$0.32 bn	AAA-	\$0.29 bn	AA+
302		Sofinco	FRANCE	\$0.31 bn	AA		
303	343	Och-Ziff Capital Management	UNITED STATES	\$0.31 bn	A	\$0.21 bn	A
304	333	Banco do Nordeste	BRAZIL	\$0.31 bn	A+	\$0.22 bn	A
305	282	Sydbank	DENMARK	\$0.31 bn	A+	\$0.28 bn	AA-
306	289	BS Financial Group	SOUTH KOREA	\$0.3 bn	A	\$0.26 bn	A+
307	286	DenizBank	TURKEY	\$0.3 bn	A+	\$0.27 bn	A+
308	299	Bank of the Philippine Islands	PHILIPPINES	\$0.3 bn	AA-	\$0.25 bn	AA-
309	266	First Horizon National Corporation	UNITED STATES	\$0.29 bn	AA-	\$0.32 bn	A+
310	341	Synovus	UNITED STATES	\$0.29 bn	AA	\$0.22 bn	AA-
311	295	Bank Mizrahi-Tfahot	ISRAEL	\$0.29 bn	A+	\$0.26 bn	A+
312	355	Mercantil	VENEZUELA	\$0.29 bn	A	\$0.2 bn	A+
313	315	BDO	PHILIPPINES	\$0.29 bn	AA	\$0.24 bn	AA
314	342	Acom	JAPAN	\$0.29 bn	A+	\$0.22 bn	A
315	262	Dubai Islamic Bank	UAE	\$0.29 bn	A+	\$0.32 bn	AA-
316	317	Metrobank	PHILIPPINES	\$0.29 bn	A+	\$0.24 bn	AA-
317	334	BGC Partners	UNITED STATES	\$0.28 bn	A+	\$0.22 bn	A
318	462	FirstMerit Corporation	UNITED STATES	\$0.28 bn	A+	\$0.15 bn	A
319	314	Popular	PUERTO RICO	\$0.28 bn	AA-	\$0.24 bn	AA-
320	365	Bendigo Bank	AUSTRALIA	\$0.28 bn	AA-	\$0.2 bn	A
321	268	Knight Capital Group	UNITED STATES	\$0.28 bn	A	\$0.31 bn	A
322	492	Panin Bank	INDONESIA	\$0.28 bn	A	\$0.12 bn	A
323	285	Provident Financial	UNITED KINGDOM	\$0.28 bn	A+	\$0.28 bn	A+
324		Korea Investment Holdings	SOUTH KOREA	\$0.28 bn	A+		
325	347	Fannie Mae	UNITED STATES	\$0.27 bn	A	\$0.21 bn	A-
326		Aberdeen Asset Management	UNITED KINGDOM	\$0.27 bn	A+		
327	273	Banco de Crédito del Perú	PERU	\$0.27 bn	A+	\$0.29 bn	AA-
328	434	VietinBank	VIETNAM	\$0.27 bn	A+	\$0.16 bn	A+
329	301	Cedyna	JAPAN	\$0.27 bn	A	\$0.25 bn	A
330	283	Thanachart Capital	THAILAND	\$0.27 bn	A	\$0.28 bn	A
331	371	Partners Group	SWITZERLAND	\$0.27 bn	AA-	\$0.19 bn	A+
332	324	Sparkasse KölnBonn	GERMANY	\$0.27 bn	A	\$0.23 bn	A-
333	351	Saitama Resona Bank	JAPAN	\$0.27 bn	A+	\$0.2 bn	A
334	255	Halyk Bank	KAZAKHSTAN	\$0.27 bn	AA-	\$0.34 bn	AA-
335	298	Credito Emiliano	ITALY	\$0.27 bn	A	\$0.25 bn	A
336	311	Credito Valtellinese	ITALY	\$0.27 bn	A	\$0.24 bn	A
337	280	GM Financial	UNITED STATES	\$0.26 bn	A	\$0.28 bn	A
338		Banque de Gestion Privée Indosuez	FRANCE	\$0.26 bn	AA		
339	304	Abu Dhabi Islamic Bank	UAE	\$0.26 bn	A+	\$0.25 bn	A
340	348	EFG International	SWITZERLAND	\$0.26 bn	A+	\$0.21 bn	A
341	359	Union Bank	JAPAN	\$0.26 bn	AA	\$0.2 bn	AA-
342	452	First Republic Bank	UNITED STATES	\$0.26 bn	A+	\$0.15 bn	A
343	425	Aareal Bank	GERMANY	\$0.26 bn	AA	\$0.16 bn	A+
344	231	GF Securities	CHINA	\$0.26 bn	A	\$0.4 bn	A
345	291	Henderson	IRELAND	\$0.26 bn	AA-	\$0.26 bn	A
346	361	Nelnet	UNITED STATES	\$0.26 bn	AA-	\$0.2 bn	A+
347	352	Pravex-Bank	ITALY	\$0.25 bn	AA-	\$0.2 bn	A+
348	332	Bank of Kyoto	JAPAN	\$0.25 bn	A+	\$0.22 bn	A+
349	483	Banco CorpBanca	CHILE	\$0.25 bn	A+	\$0.13 bn	A
350	391	NFP	UNITED STATES	\$0.25 bn	A+	\$0.18 bn	A-

# The Banker / BrandFinance® Banking 500 2013


Rank 2013	Rank 2012		Domicile	Brand Value 2013 (USD)	Brand Rating 2013	Brand Value 2012 (USD)	Brand Rating 2012
351	358	Suruga Bank	JAPAN	\$0.25 bn	A+	\$0.2 bn	A+
352		American Capital	UNITED STATES	\$0.25 bn	A+		
353	246	China Merchants Securities	CHINA	\$0.25 bn	A	\$0.36 bn	A
354		Eurobank	GREECE	\$0.25 bn	A+		
355	238	Arab Bank	JORDAN	\$0.25 bn	AA-	\$0.39 bn	AA-
356	385	Hancock Bank	UNITED STATES	\$0.24 bn	A	\$0.18 bn	A+
357	271	Eaton Vance	UNITED STATES	\$0.24 bn	A+	\$0.31 bn	A+
358	433	Nomos-Bank	RUSSIA	\$0.24 bn	A	\$0.16 bn	A
359	330	First Niagara Bank	UNITED STATES	\$0.24 bn	AA-	\$0.22 bn	A+
360	364	Clydesdale Bank	AUSTRALIA	\$0.24 bn	AA	\$0.2 bn	AA-
361	335	Gunma Bank	JAPAN	\$0.24 bn	A+	\$0.22 bn	A+
362	272	Sarasin	SWITZERLAND	\$0.24 bn	A+	\$0.3 bn	A
363	322	Commerce Bank	UNITED STATES	\$0.24 bn	A+	\$0.23 bn	A+
364	368	Bank of Cyprus	CYPRUS	\$0.24 bn	AA	\$0.2 bn	AA
365	300	BankMuscat	OMAN	\$0.24 bn	AA-	\$0.25 bn	AA
366	308	RAKBANK	UAE	\$0.24 bn	A+	\$0.24 bn	A+
367	370	Yorkshire Bank	AUSTRALIA	\$0.24 bn	AA	\$0.19 bn	AA-
368	326	Bank of Nanjing	CHINA	\$0.23 bn	A	\$0.22 bn	A+
369	380	Banca Carige	ITALY	\$0.23 bn	A+	\$0.19 bn	A
370	323	The Bank of Fukuoka	JAPAN	\$0.23 bn	A	\$0.23 bn	A
371	409	Orico	JAPAN	\$0.23 bn	A	\$0.17 bn	A-
372		Banco Macro	ARGENTINA	\$0.23 bn	A		
373	387	Banca Fideuram	ITALY	\$0.23 bn	AA-	\$0.18 bn	A+
374	353	City National Bank	UNITED STATES	\$0.23 bn	AA-	\$0.2 bn	AA-
375	302	Mashreq	UAE	\$0.23 bn	A+	\$0.25 bn	A+
376	443	Banco Galicia	ARGENTINA	\$0.23 bn	A+	\$0.16 bn	AA-
377	369	Nishi-Nippon City Bank	JAPAN	\$0.23 bn	A+	\$0.19 bn	A+
378	305	New York Community Bancorp	UNITED STATES	\$0.23 bn	AA-	\$0.25 bn	A+
379		Ocwen	UNITED STATES	\$0.22 bn	A		
380	320	Ibercaja	SPAIN	\$0.22 bn	A	\$0.23 bn	A
381	390	Neue Aargauer Bank	SWITZERLAND	\$0.22 bn	AA-	\$0.18 bn	AA-
382	417	Sinar Mas Multiartha	INDONESIA	\$0.22 bn	A	\$0.17 bn	A-
383	269	Attijariwafa Bank	MOROCCO	\$0.22 bn	A+	\$0.31 bn	A+
384	372	Joyo Bank	JAPAN	\$0.22 bn	A+	\$0.19 bn	A
385	413	Seven Bank	JAPAN	\$0.22 bn	A+	\$0.17 bn	A
386	363	Janus Capital Group	UNITED STATES	\$0.22 bn	AA	\$0.2 bn	AA-
387	274	IDBI Bank	INDIA	\$0.22 bn	A+	\$0.29 bn	AA-
388	313	Doha Bank	QATAR	\$0.22 bn	A	\$0.24 bn	A+
389	325	Federated Investors	UNITED STATES	\$0.22 bn	A+	\$0.23 bn	A
390		TEB	TURKEY	\$0.22 bn	A+	\$0.11 bn	A
391		CI Financial	CANADA	\$0.22 bn	A+		
392	383	Union Bank of India	INDIA	\$0.22 bn	A	\$0.18 bn	A
393	396	St.Galler Kantonalbank	SWITZERLAND	\$0.22 bn	AA-	\$0.18 bn	A+
394	337	Taiwan Cooperative Bank	TAIWAN	\$0.21 bn	A+	\$0.22 bn	A+
395	423	Alpha Bank	GREECE	\$0.21 bn	AA-	\$0.16 bn	AA-
396		Oppenheimer Holdings	UNITED STATES	\$0.21 bn	A+		
397	478	BTPN	INDONESIA	\$0.21 bn	A	\$0.14 bn	A
398	402	Webster	UNITED STATES	\$0.21 bn	AA-	\$0.17 bn	A+
399	381	Ecobank	TOGO	\$0.21 bn	A	\$0.18 bn	A
400	297	Commercialbank	QATAR	\$0.21 bn	A+	\$0.26 bn	A+



# The Banker / BrandFinance® Banking 500 2013

Rank 2013	Rank 2012		Domicile	Brand Value 2013 (USD)	Brand Rating 2013	Brand Value 2012 (USD)	Brand Rating 2012
401	398	GFI Group	UNITED STATES	\$0.21 bn	AA-	\$0.17 bn	A+
402	386	Canadian Western Bank	CANADA	\$0.21 bn	A+	\$0.18 bn	A+
403	399	Bank Uralsib	RUSSIA	\$0.21 bn	A+	\$0.17 bn	A-
404	394	Sapporo Bank	JAPAN	\$0.21 bn	A+	\$0.18 bn	A
405	331	Mackenzie Investments	CANADA	\$0.21 bn	A	\$0.22 bn	A
406	378	Fortress	UNITED STATES	\$0.21 bn	A	\$0.19 bn	A-
407	377	Jaccs	JAPAN	\$0.21 bn	A	\$0.19 bn	A
408	421	Banca Popolare di Vicenza	ITALY	\$0.21 bn	A	\$0.16 bn	A-
409	373	Millennium	POLAND	\$0.2 bn	A+	\$0.19 bn	A
410	392	Rand Merchant Bank	SOUTH AFRICA	\$0.2 bn	AA-	\$0.18 bn	A+
411	344	Luzerner Kantonalbank	SWITZERLAND	\$0.2 bn	A+	\$0.21 bn	A+
412	357	Tullett Prebon	UNITED KINGDOM	\$0.2 bn	A+	\$0.2 bn	A
413		PanAmericano	BRAZIL	\$0.2 bn	A		
414	410	First Bank of Nigeria	NIGERIA	\$0.2 bn	A+	\$0.17 bn	A+
415	411	Guaranty Trust Bank	NIGERIA	\$0.2 bn	AA	\$0.17 bn	AA
416	468	Cetelem	FRANCE	\$0.2 bn	AA-	\$0.14 bn	A+
417	379	SVB	UNITED STATES	\$0.2 bn	AA-	\$0.19 bn	AA
418	307	Ahli United Bank	BAHRAIN	\$0.2 bn	A+	\$0.24 bn	AA
419	397	Burgan Bank	KUWAIT	\$0.2 bn	AA	\$0.17 bn	AA
420	288	Banque Privée Edmond de Rothschild	SWITZERLAND	\$0.2 bn	A+	\$0.27 bn	A
421	360	Kazkommertsbank	KAZAKHSTAN	\$0.2 bn	A	\$0.2 bn	A+
422	419	Umpqua Holdings	UNITED STATES	\$0.2 bn	AA	\$0.17 bn	AA
423	376	DGB Financial Group	SOUTH KOREA	\$0.2 bn	A	\$0.19 bn	A
424	408	Bank Of Queensland	AUSTRALIA	\$0.2 bn	AA	\$0.17 bn	AA-
425	429	TransCreditBank	RUSSIA	\$0.2 bn	A	\$0.16 bn	AA-
426	424	Union National Bank	UAE	\$0.2 bn	A	\$0.16 bn	A+
427	500	Newedge	FRANCE	\$0.2 bn	AA-	\$0.12 bn	A
428	293	Everbright Securities	CHINA	\$0.19 bn	A+	\$0.26 bn	AA-
429	420	Hachijuni Bank	JAPAN	\$0.19 bn	A+	\$0.16 bn	A+
430	469	Bank Vozrozhdenie	RUSSIA	\$0.19 bn	A+	\$0.14 bn	A
431	451	Hyundai Securities	SOUTH KOREA	\$0.19 bn	A+	\$0.15 bn	A
432	393	Wing Hang Bank	HONG KONG	\$0.19 bn	AA-	\$0.18 bn	AA-
433		Comdirect Bank	GERMANY	\$0.18 bn	A		
434	253	Amundi	FRANCE	\$0.18 bn	AA	\$0.34 bn	A
435		Canaccord Financial	CANADA	\$0.18 bn	A		
436	415	Cullen/Frost Bankers	UNITED STATES	\$0.18 bn	AA-	\$0.17 bn	AA-
437		FIBI	ISRAEL	\$0.18 bn	A	\$0 bn	0
438		Kansai Urban Ban	JAPAN	\$0.18 bn	A		
439	407	Indian Overseas Bank	INDIA	\$0.18 bn	A	\$0.17 bn	A
440	430	Wilmington Trust	UNITED STATES	\$0.18 bn	AA-	\$0.16 bn	A
441	303	Basler Kantonalbank	SWITZERLAND	\$0.18 bn	AA-	\$0.25 bn	A+
442	450	Banca Popolare di Sondrio	ITALY	\$0.18 bn	A+	\$0.15 bn	A-
443	416	Associated Bank	UNITED STATES	\$0.18 bn	A+	\$0.17 bn	A+
444	456	Tradition	SWITZERLAND	\$0.18 bn	A	\$0.15 bn	A-
445	414	BancorpSouth	UNITED STATES	\$0.18 bn	AA-	\$0.17 bn	A+
446	454	World Acceptance	UNITED STATES	\$0.18 bn	A+	\$0.15 bn	A
447	470	Ellerines	SOUTH AFRICA	\$0.18 bn	A+	\$0.14 bn	A+
448	329	Central Bank of India	INDIA	\$0.18 bn	A	\$0.22 bn	A+
449	318	Bank BPH	POLAND	\$0.17 bn	A	\$0.23 bn	A
450	354	BEKB   BCBE	SWITZERLAND	\$0.17 bn	A+	\$0.2 bn	A+

# The Banker / BrandFinance® Banking 500 2013

Rank 2013	Rank 2012		Domicile	Brand Value 2013 (USD)	Brand Rating 2013	Brand Value 2012 (USD)	Brand Rating 2012
451	350	Allahabad Bank	INDIA	\$0.17 bn	A	\$0.21 bn	A
452	457	Ogaki Kyoritsu Bank	JAPAN	\$0.17 bn	A	\$0.15 bn	A
453	476	Syndicate Bank	INDIA	\$0.17 bn	A	\$0.14 bn	A
454	460	Zenith Bank	NIGERIA	\$0.17 bn	A+	\$0.15 bn	A+
455	494	TongYang Securities	SOUTH KOREA	\$0.17 bn	A	\$0.12 bn	A
456	448	Al Baraka	BAHRAIN	\$0.17 bn	A	\$0.15 bn	A
457	374	Banco Pastor	SPAIN	\$0.17 bn	AA-	\$0.19 bn	A
458	382	Power Finance Corporation	INDIA	\$0.17 bn	A	\$0.18 bn	A
459		Hypo Real Estate	GERMANY	\$0.17 bn	A+		
460	479	MLP	GERMANY	\$0.17 bn	A	\$0.13 bn	A
461		Boursorama	FRANCE	\$0.17 bn	AA-		
462	309	Van Lanschot	NETHERLANDS	\$0.17 bn	A	\$0.24 bn	A+
463	466	UMB	UNITED STATES	\$0.17 bn	A+	\$0.14 bn	A
464		Alinma Bank	SAUDI ARABIA	\$0.17 bn	A		
465	310	Qatar Islamic Bank	QATAR	\$0.17 bn	A+	\$0.24 bn	A+
466	495	Chugoku Bank	JAPAN	\$0.17 bn	A+	\$0.12 bn	A
467	278	SNS Reaal	NETHERLANDS	\$0.17 bn	A-	\$0.28 bn	A-
468	336	Indian Bank	INDIA	\$0.16 bn	A	\$0.22 bn	A
469	445	IOOF	AUSTRALIA	\$0.16 bn	A+	\$0.15 bn	A
470	463	Oldenburgische Landesbank	GERMANY	\$0.16 bn	A-	\$0.15 bn	A-
471	418	East West Bank	UNITED STATES	\$0.16 bn	A+	\$0.17 bn	AA-
472		CACEIS	FRANCE	\$0.16 bn	AA		
473	489	Iyo Bank	JAPAN	\$0.16 bn	A+	\$0.13 bn	A+
474	431	Evercore Partners	UNITED STATES	\$0.16 bn	A+	\$0.16 bn	A+
475		Hitachi Capital	JAPAN	\$0.15 bn	A+		
476		Bank Asya	TURKEY	\$0.15 bn	AA-	\$0.11 bn	A
477	465	Zions Bancorporation	UNITED STATES	\$0.15 bn	AA	\$0.14 bn	AA-
478	345	People's United Bank	UNITED STATES	\$0.15 bn	A	\$0.21 bn	A+
479	486	Home Capital Group	CANADA	\$0.15 bn	A	\$0.13 bn	A
480	446	International Personal Finance	UNITED KINGDOM	\$0.15 bn	A+	\$0.15 bn	A+
481	481	Ashmore	UNITED KINGDOM	\$0.15 bn	AA-	\$0.13 bn	A
482	442	Juroku Bank	JAPAN	\$0.15 bn	A	\$0.16 bn	A
483		Wintrust	UNITED STATES	\$0.15 bn	A+		
484	467	Trustmark	UNITED STATES	\$0.15 bn	A+	\$0.14 bn	AA-
485	440	Fulton Financial	UNITED STATES	\$0.15 bn	AA	\$0.16 bn	AA-
486	428	Oriental Bank of Commerce	INDIA	\$0.15 bn	A	\$0.16 bn	A
487	474	Hokuriku Bank	JAPAN	\$0.15 bn	A+	\$0.14 bn	A
488	447	ICG	UNITED KINGDOM	\$0.15 bn	A+	\$0.15 bn	A+
489	491	BPI	PORTUGAL	\$0.15 bn	AA-	\$0.13 bn	A+
490	362	BRD	ROMANIA	\$0.15 bn	A	\$0.2 bn	A
491	455	Valley National Bank	UNITED STATES	\$0.15 bn	AA-	\$0.15 bn	AA-
492		Whitney Bank	UNITED STATES	\$0.15 bn	A		
493	484	Shriram	INDIA	\$0.15 bn	A+	\$0.13 bn	A-
494	401	VÚB banka	SLOVAKIA	\$0.15 bn	A	\$0.17 bn	A
495		Old National Bank	UNITED STATES	\$0.14 bn	A+		
496		KGI	TAIWAN	\$0.14 bn	A+		
497	403	Chang Hwa Bank	TAIWAN	\$0.14 bn	A+	\$0.17 bn	AA-
498		Sun Hung Kai Co	HONG KONG	\$0.14 bn	A		
499	498	Aozora Bank	JAPAN	\$0.14 bn	A+	\$0.12 bn	A+
500		E.Sun Financial	TAIWAN	\$0.14 bn	A+		